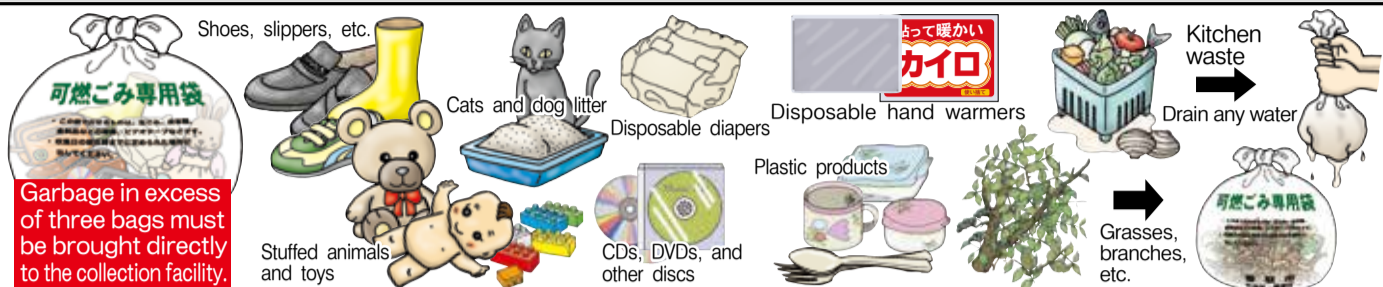






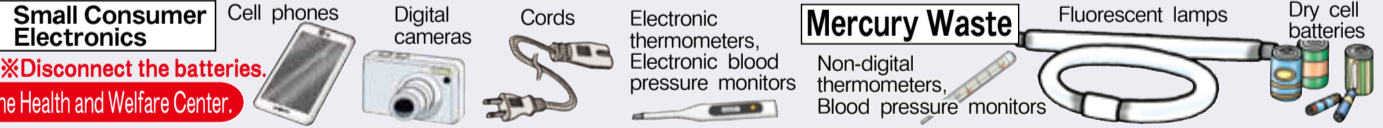
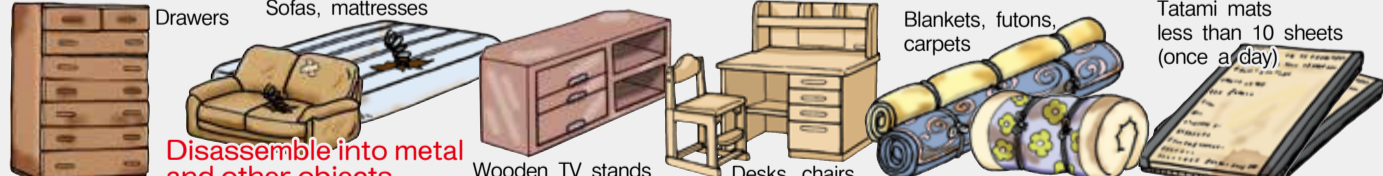


# How to Separate Household Waste

Business waste from offices and restaurants cannot be disposed of on collection routes or at garbage stations. Please dispose of it properly at your discretion.

## Three Principles of Garbage Disposal

- ① Place your garbage outside by 8:00 a.m. on the appointed day!
- ② Place it in the designated spot!
- ③ Please separate your waste into its designated bag!

Sorting and Disposing		List of Items [Please make sure to put their items in their designated bags according to classification.]		
<b>Resources</b>	<b>Burnable Trash</b> Semi-transparent designated bags. Are there any resources included in the burnable garbage? Please reduce garbage waste by checking for recyclables (PET bottles, plastic marked items, paper, etc.) and sorting them appropriately.		※Please cut the branches and trees into small pieces before placing them in their designated bags. If you have a lot of branches, trunks, or excess shrubbery please take them to the Nagaoka Incombustibles Disposal Plant or the Ichiyama Cleaning Center.	
	<b>PET Bottles</b> Green designated bags.	 Items with this Mark Plastic containers for water, juice, soda, alcoholic beverages, soy sauce, etc.	◆Be sure to remove the cap, rinse the inside, of the bottle, and crush it. Plastic bottle caps are collected at the Town Office, Community Center, Fureai Center, and the Health and Welfare Center.	※Remove the cap and label before disposing of PET bottles.
	<b>Plastic Mark</b> Place in a transparent or translucent bags.	 Items with this Mark Please use 20 to 40 liter transparent or translucent bags.	○Packing items with the "Plastic" mark, trays, Styrofoam, etc.	※Place removed caps and labels in the "Plastic" marked bag to dispose of them.
	<b>Empty Bottles and Empty Cans</b> Yellow designated bags.	 Empty the contents of bottles and cans and rinse them with water before recycling. Reduce waste by recycling appropriately.	Use up spray cans, cassette cylinders, etc. And put them in a transparent plastic bag. Dispose of them separately.	※Remove the cap from the bottle and rinse out the inside. ※Returnable bottles, such as beer, should be returned to the retailer or used in local recycling activities. ※Empty cans larger than 18 liters should be disposed as non-disposable garbage.
	<b>Paper Product</b> Tie them together crosswise with twine or put them in a paper bag.	 Rise, open, flatten, and bundle. ●Most paper materials can be recycled. Do not simply dispose of them in burnable garbage.	Wrapping paper, advertisements, paper bags, candy boxes, copy paper, and other miscellaneous paper	※If the inside of the carton is metal coating, please dispose of it as burnable garbage. ※Do not use plastic bags.
<b>Clothing and cloths</b> Place in a transparent or translucent bags.	 Clothing Fold cloths and put them out with clothes. ●Please put them in a transparent or translucent bag to prevent them from getting wet. If they get wet, they cannot be recycled.	Dispose as burnable garbage or oversized garbage	※Blankets and futons should be disposed of as oversized garbage.	
<b>Unburnable Garbage</b>	<b>Glass, Ceramics, ect.</b> <b>Metal Products</b> <b>Electrical Products</b> Red designated bags. Please be sure to put all items that can fit into their designated bags.	 Sharp and dangerous items such as knives, scissors, razors, light bulbs, broken glass, etc. should be wrapped in paper and placed in a designated bag before being taken out. ※Please use up your lighter before taking it out. ※Be sure to empty the fuel out of the stove before putting it out. ※For rechargeable batteries and button cell batteries, contact your dealer. ※Please clearly mark any items that do not fit in the bag as garbage.	※Sharp and dangerous items such as knives, scissors, razors, light bulbs, broken glass, etc. should be wrapped in paper and placed in a designated bag before being taken out. ※Please use up your lighter before taking it out. ※Be sure to empty the fuel out of the stove before putting it out. ※For rechargeable batteries and button cell batteries, contact your dealer. ※Please clearly mark any items that do not fit in the bag as garbage.	
	<b>Items Collected in Boxes</b> Collected at Tonosho Town Hall and the Health and Welfare Center.	 Small Consumer Electronics ※Disconnect the batteries. Mercury Waste Fluorescent lamps Dry cell batteries	※These illustration are an example. For more information, please check the website or contact us directly.	※These illustration are an example. For more information, please check the website or contact us directly.
<b>Oversized Garbage</b>	 Drawers, Sofas, mattresses, Blankets, futons, carpets, Tatami mats less than 10 sheets (once a day), Wooden TV stands, Desks, chairs Disassemble into metal and other objects.	Please bring them directly to the facility or request home collection (for a fee). Requested by: TEL 0478-56-2621 Sawara Environmental Recycling Association	Please bring them directly to the facility or request home collection (for a fee). Requested by: TEL 0478-56-2621 Sawara Environmental Recycling Association	

## What can't Be Processed

These cannot be processed at a facility. Ask your dealer or a specialist.



Volatile chemicals and their containers, explosives, smoke canisters, toxic chemicals and their containers, used oil, construction waste materials (concrete scrap, blocks, roof tiles, PVC pipes) PVC rain gutters, insulation, bathtubs, toilet bowls, soil and sand, agricultural equipment, agricultural plastic, seedling boxes, pesticides, corrugated sheet metal, dismantled automobiles, gas cylinders, fire extinguishers, incinerator ash, fireproof safes, tires, pianos, motorcycles, massage chairs, rechargeable batteries, button-type batteries, batteries for cars and heavy machinery, pickling stones, bowling balls, paint cans with remaining contents, diatomaceous earth products, products using CFC gas (refrigerants, aerosol, propellants, etc), infectious waste (syringes, etc) and more.

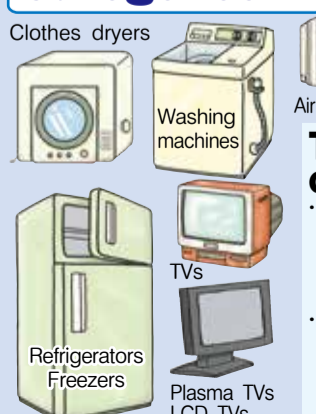


## Personal Computer

Apply to the manufacturer in accordance with the rules for promoting effective resource use.



## Home Appliances Categories



In accordance with the Home Appliance Recycling Law

Air conditioners and outside units  
**The town cannot dispose of them.**  
• Ask the dealer from whom you purchased the product from or ask the replacement items' dealer you will replace it.  
• After paying the recycling fee at the post office, bring the items to the designated home appliance recycling pickup locations yourself.